



PLANETARY BOGIE AXLE WITH OFFSET

TYPE	TAP 54	TAP 55	TAP 75	TAP 76	TAP 77	TAP 87
Ratio	16.80 - 21.23	15.43 - 22.36	14.75 - 30.35	17.33 - 28.72	17.29 - 27.69	22.24 - 29.08
Static axle load up to [kN]	200	220	290	360	380	380
Dynamic axle load [kN]	100 - 140	150 - 170	160 - 220	255 - 300	255 - 300	300
Max. speed [kph]	40	40	40	40	40	30
Tyre sizes	22.5"	22.5" / 24.5"	25" / 26.5"	25" / 26.5" / 28.5" / 32"	25" / 26.5" / 28.5" / 32"	28.5" / 32"
Parking brake design	Inboard on differential	Inboard on differential	Inboard on differential	Inboard on differential	Inboard on differential	Inboard on differential
Service brake design	Inboard on differential	Inboard on differential	Inboard on differential / Planetary turbobrake	Inboard on differential / Planetary turbobrake	Inboard on differential / Planetary turbobrake	Inboard on differential / Planetary turbobrake
Input torque [Nm]	Max. 3500	Max. 4500	Max. 5600	Max. 6000	Max. 7500	Max. 7500
Input RPM	Max. 3400	Max. 3400	Max. 2800	Max. 3000	Max. 3000	Max. 3000
Axle width [mm]	1890 - 2335	2118 - 2378	2081 - 2798	2508 - 2884	2758 - 2862	2922 - 2966
Flange-to-flange [mm]	1450 - 1869	1860 - 2120	1860 - 2372	2130 - 2458	2380 - 2460	2468
Inner width [mm]	600 - 780	690 - 900	920 - 1030	810 - 1050	1030 - 1060	1030 - 1060
Bolt circle [mm]	335	335	425	425	425	500
Wheel base [mm]	1300	1400 - 1500	1500	1690 - 1890	1690 - 1890	1690 - 1890
Bogie offset [mm]	200	150 / 175	150	200	200	200
Drive flange	DIN / MECHANICS / SPICER / in different sizes					
Driven by	Flange / directly attached gearbox / hydrostatic or hydrodynamic driveline					
Differential locks	MDDL / NoSpin® / dog clutch / limited slip					





**PLANETARY BOGIE AXLE
WITH OFFSET**

Product features:

- > The TAP axle with offset is especially designed for forestry and offroad applications
- > It can be regarded as our longstanding standard solution which is highly appreciated on the market
- > Despite the elevation it is a compact and lightweight product




Abb. TAP 54



NAF is the expert for power transmission, traction and load capacity on mobile working machines. Our gears and axles create a substantial competitive advantage in the heavy-duty off-highway industry. As a system partner we have been mastering the tasks of our market-leading customers since 1960 and invest 5% of our annual turnover into research and development.

As our customer you benefit directly from our passion for innovation that guarantees your success.



AT HOME ON **3** CONTINENTS



46

Supplied countries worldwide

620

Employees in total

35.000 m²

of production space in 17 halls

38.000

Components sold each year

15

Patents and
protected innovations

35

Employees working in
R&D/PDP

Headquarters and production

NAF Neunkirchener Achsenfabrik AG
Weyhausenstrasse 2
91077 Neunkirchen am Brand
Germany
T: +49 9134 702-0
F: +49 9134 702-640
info@nafaxles.com

For more information about our
branches in North America, France,
Germany (HQ), Russia & China visit:



NAF • MODULAR-MINDED AXLES

NAFAXLES.COM